



# R2

# REV BUS LEX CTR EXPRESS



part of **THE GRID** system operated by **128 BUSINESS COUNCIL** 128BC.ORG

Looking for service to the Hartwell Avenue area? Check out R1: REV Hartwell Area at [128bc.org/schedules/r1](https://128bc.org/schedules/r1).



	DEPART <b>DEPOT SQUARE</b> Lexington Center	7:20 A.M.	8:00	8:35	9:20
		↓	↓	↓	↓
	ARRIVE <b>ALEWIFE STATION</b> See bright green box at bottom left for connections	7:36 A.M.	8:18	8:53	9:38



	DEPART <b>ALEWIFE STATION (STOP #1)</b> See bright green box at left for connections	4:20 P.M.	5:05	5:45	6:25
		↓	↓	↓	↓
	ARRIVE <b>DEPOT SQUARE</b> Lexington Center	4:38 P.M.	5:23	6:00	6:40

 Red Line

 62  
67  
76  
350

MBTA buses 62 and 76 provide additional all-day service between Alewife station and Lexington Center.

effective  
**JAN 13**  
**2025**

 shuttle operates  
**Monday-Friday** only

 shuttle dispatch  
781-890-0093x1

 general inquiries  
[128bc@128bc.org](mailto:128bc@128bc.org)



## DOWNLOAD THE APP



Scan the QR Code to download our mobile rider app, Tripshot. The app provides mobile ticketing, shuttle tracking, trip planning, and departure-specific alerts. Visit [128bc.org/riders](http://128bc.org/riders) and click "Mobile App" for Tripshot tutorials.



## FARES

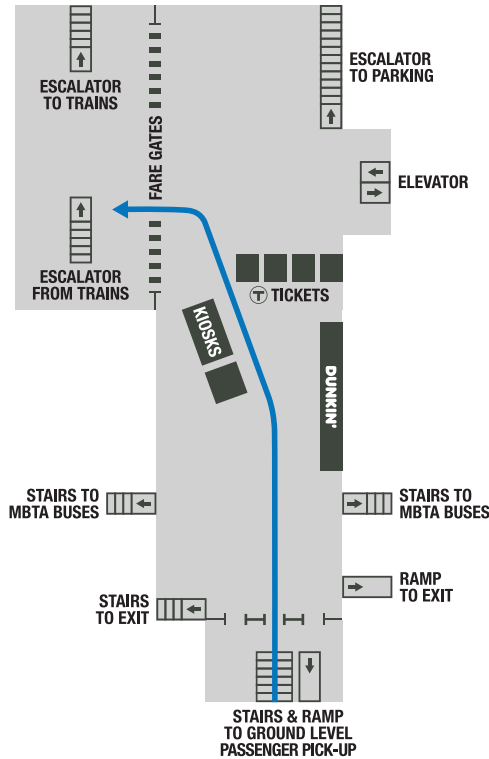
<i>exact cash or app</i>	Single Ride	\$1.25
<i>only sold in the app</i>	10-Ride Pass	\$11
	20-Ride Pass	\$22
	40-Ride Pass	\$42



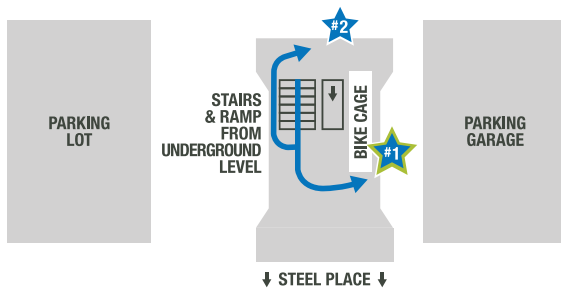
## FIND THE SHUTTLE AT THE STATION



### UNDERGROUND LEVEL



### GROUND LEVEL



## PROCEDURES

- ✓ **Arrive at your shuttle stop 5+ minutes before the scheduled departure time.** Shuttles will not wait for late riders.
- ✗ **Do not put personal belongings on seats** when those seats are needed by fellow riders.
- ✓ **Minimize conversations on the shuttle and use headphones** when listening to audio.
- ✗ **Do not eat on the shuttle and do not use foul language.**
- ✗ **Do not bring pets.** Only services animals are allowed due to space and allergy concerns.
- ✓ **Treat the driver and other passengers with courtesy and respect.**



All GRID vehicles are wheelchair-accessible.

## FIND THE SHUTTLE ONLINE



Scan the QR Code to visit your shuttle's dedicated page, offering the most up-to-date schedule, a video of the shuttle pickup area, route-specific notifications and more.

[128BC.ORG/SCHEDULES/R2](http://128bc.org/schedules/r2)



## NEVER MISS IMPORTANT INFO



Scan the QR code to sign up for your route-specific email list. Or visit [128bc.org/riders](http://128bc.org/riders) and click "Email Sign Up." We will only send you info relevant to your route.

